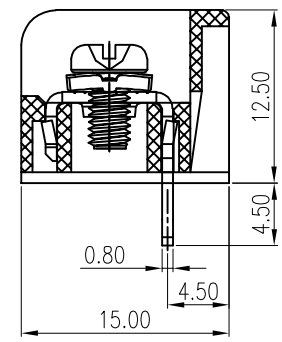
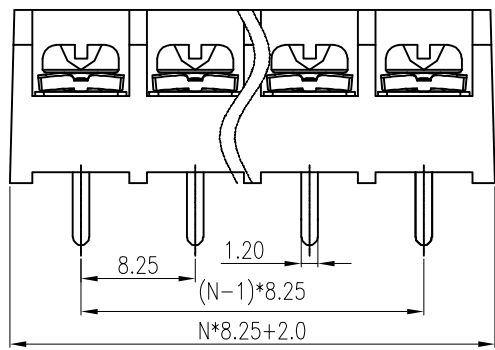
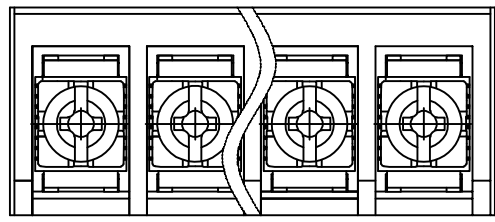
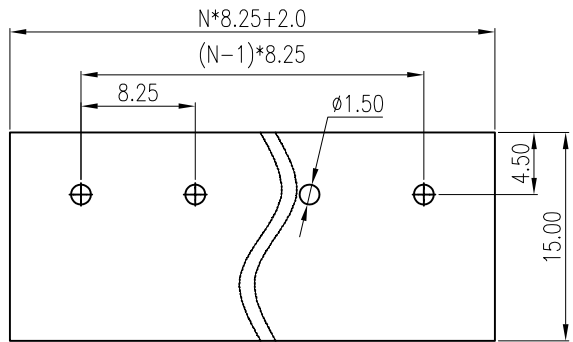


REV	DESCRIPTION	DRW.	DATE
00	初版发行	M.C.N	2022.06.27

N=Number of contacts



P.C.B LAYOUT



Part No./料号说明:
U-850-8.25-XXP-W01

Poles/P数
02: 2Poles
03: 3Poles
...
32: 32Poles

Nominal dimension		Tolerances (mm)					
0	over 18	over 30	over 50	over 80	over 120	over 180	over 250
to 18	to 30	to 50	to 80	to 120	to 180	to 250	to 320
	±0.25	±0.3	±0.35	±0.5	±0.7	±0.9	±1.0

Notes/备注:

1. Electrical properties/电气特性
UL Standard/UL 标准

Use Group/应用组别	B	C	D
Rated Voltage/额定电压 (V)	300	/	300
Rated Current/额定电流 (A)	20	/	10
Withstanding voltage/工频耐电压	AC 2000V/1Min		

IEC Standard/IEC 标准

Rated Voltage/额定电压 (V): 320
Rated Current/额定电流 (A): 20

Overvoltage Category/过电压类别 /Pollution Degree/污染等级	II/2	III/2	III/3
Voltage/电压 (V)	630	320	320
Rated Impulse Voltage/冲击耐电压(KV)	4	4	4

2. Connection data/连接数据

Wire range/线径范围(AWG/mm²): 22~12/0.2~2.5
Stripping length/剥线长度(mm): 8~9
Wire tightening torque/导线扭矩(N.m): 1.0

3. Environmental safety/环境安全

Operating temperature/工作温度范围(°C): -40~+105
RoHS compliant/符合RoHS环保要求

ITEM	NAME OF PART	MATERIAL	NOTES
3	PIN HEADER 焊针	Copper Alloy	Sn Plated
2	SCREW 螺丝	Steel	M3/Zn Plated
1	HOUSING 主体	PA66	Black/UL94 V-0

APP.	DATE:	PART NO.: U-850-8.25-XXP-W01	
CHK.	DATE:		
DRW. M.C.N	DATE: 2022.06.27	DARWING TYPE: Customer Drawing	
PROJECTION		UNITS: mm	SCALE: 2.5:1 SHEET/OF: 1/1
AINEWELL		昆山艾尼维尔电子有限公司 KUN SHAN AINEWELL ELECTRONICS CO.,LTD	