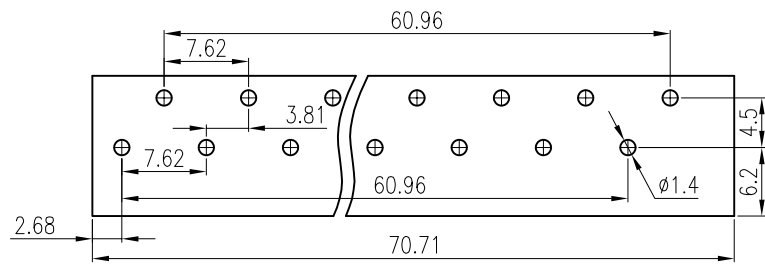
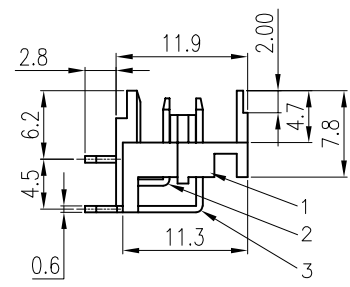
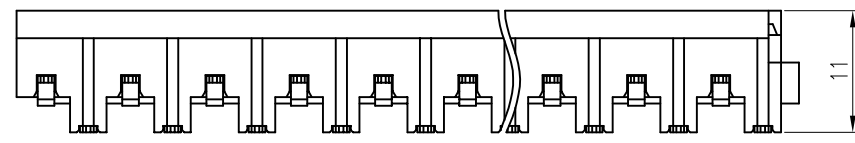
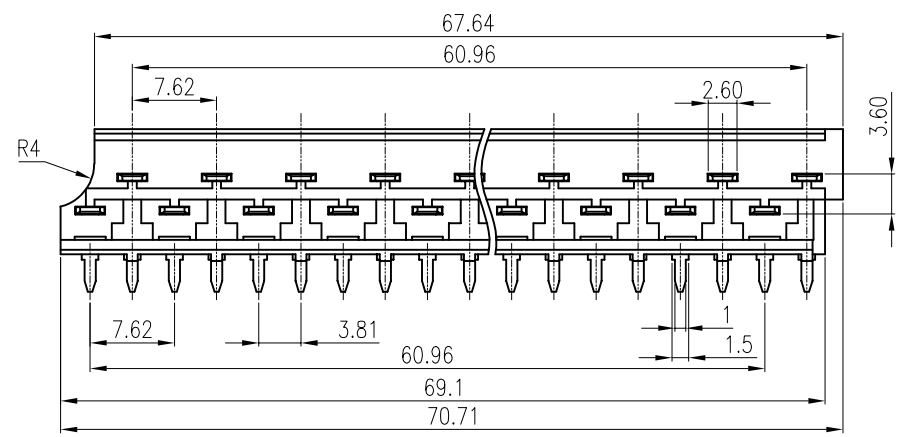
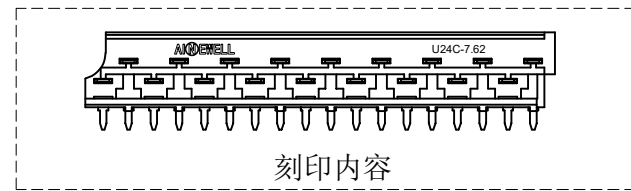


REV	DESCRIPTION	DRW.	DATE
01	初版发行	C.W	2022.09.28



PCB LAYOUT



刻印内容

Notes/备注:

1. Electrical properties/电气特性
UL Standard/UL 标准

Use Group/应用组别	B	C	D
Rated Voltage/额定电压 (V)	300	/	300
Rated Current/额定电流 (A)	6	/	6
Withstanding voltage/工频耐电压	AC 1600V/1Min		

IEC Standard/IEC 标准

Rated Voltage/额定电压 (V): 320
Rated Current/额定电流 (A): 6

Overvoltage Category/过电压类别 /Pollution Degree/污染等级	II/2	III/2	III/3
Voltage/电压 (V)	320	320	200
Rated Impulse Voltage/冲击耐电压 (KV)	2.5	4	4

2. Environmental safety/环境安全

Operating temperature/工作温度范围 (°C): -40~+120
RoHS compliant/符合RoHS环保要求

ITEM	NAME OF PART	MATERIAL	NOTES
3	PIN HEADER 焊针2	Copper Alloy	Au Plated
2	PIN HEADER 焊针1	Copper Alloy	Au Plated
1	HOUSING 主体	PBT-GF15	UL94 V-0

Part No./料号说明:
U24C-7.62-18P-X

Nominal dimension Tolerances (mm)							
	over 0 to 18	over 18 to 30	over 30 to 50	over 50 to 80	over 80 to 120	over 120 to 180	over 180 to 250
	±0.25	±0.3	±0.35	±0.5	±0.7	±0.9	±1.0
	±0.25	±0.3	±0.35	±0.5	±0.7	±0.9	±1.2

- Color/颜色
- 1: Brown/棕色
 - 2: Red/红色
 - 3: Orange/橙色
 - 4: Yellow/黄色
 - 5: Green/绿色
 - 6: Blue/蓝色
 - 7: Purple/紫色
 - 8: Grey/灰色
 - 9: White/白色
 - A: Black/黑色

APP.	DATE:	PART NO.: U24C-7.62-18P-X	
CHK.	DATE:	DARWING TYPE: Customer Drawing	
DRW. C.W	DATE: 2022.05.16	UNITS: mm	SCALE: 2:1
PROJECTION		SHEET/OF: 1/1	
AINEWELL		昆山艾尼维尔电子有限公司 KUN SHAN AINEWELL ELECTRONICS CO.,LTD	