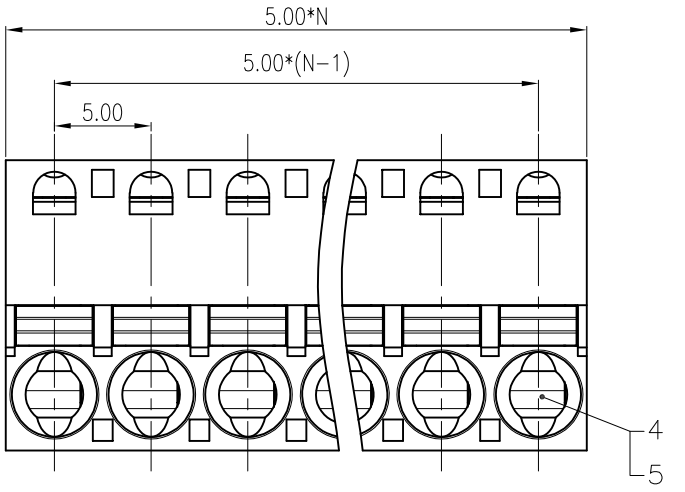
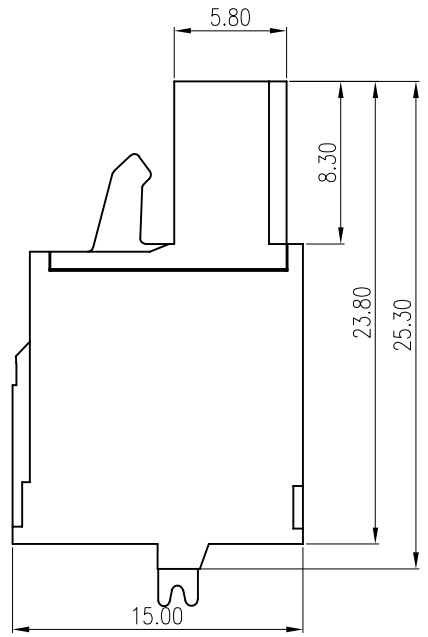
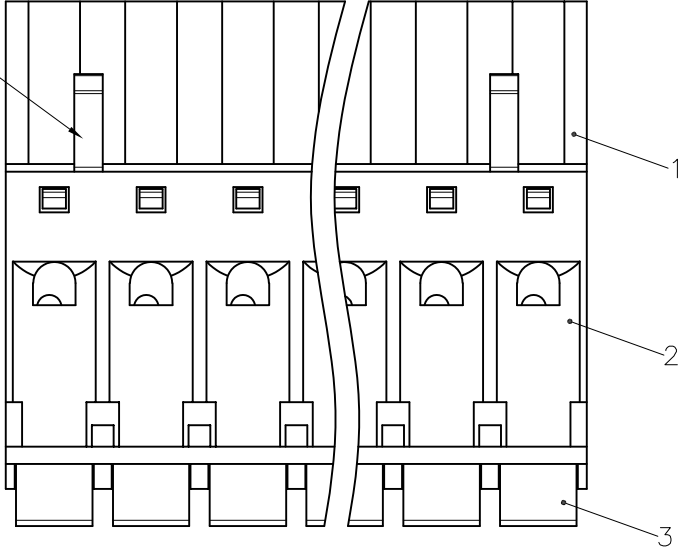


REV	DESCRIPTION	DRW.	DATE
00	初版发行	M.C.N	2022.06.14
01	变更按钮高度	M.C.N	2022.09.23

02P:Clasp is on the left from this view  
02P时保留左侧卡扣



Notes/备注:

1. Electrical properties/电气特性  
UL Standard/UL 标准

Use Group/应用组别	B	C	D
Rated Voltage/额定电压 (V)	300	/	300
Rated Current/额定电流 (A)	10	/	10
Withstanding voltage/工频耐电压	AC 1600V/1Min		

IEC Standard/IEC 标准

Rated Voltage/额定电压 (V): 320  
Rated Current/额定电流 (A): 15

Overvoltage Category/过电压类别 /Pollution Degree/污染等级	II/2	III/2	III/3
Voltage/电压 (V)	630	320	250
Rated Impulse Voltage/冲击耐电压(KV)	4	4	4

2. Connection data/连接数据

Wire range/线径范围(AWG/mm<sup>2</sup>): 26~12/0.2~2.5  
Stripping length/剥线长度(mm): 10

3. Environmental safety/环境安全

Operating temperature/工作温度范围(°C): -40~+105  
RoHS compliant/符合RoHS环保要求

ITEM	NAME OF PART	MATERIAL	NOTES
5	CLAMP 夹片	Phosphor bronze	Sn Plated
4	SHRAPNEL 弹片	Steel	/
3	BUTTON 按钮	PA66	/
2	HOUSING 主体	PA66	UL94 V-0
1	COVER 盖板	PA66	UL94 V-0

Part No./料号说明:

F7DEP-5.0-XXP-X

Poles/P数	Color/颜色
02: 2Poles	1: Brown/棕色
03: 3Poles	2: Red/红色
...	3: Orange/橙色
24: 24Poles	4: Yellow/黄色
	5: Green/绿色
	6: Blue/蓝色
	7: Purple/紫色
	8: Grey/灰色
	9: White/白色
	A: Black/黑色

Nominal dimension		Tolerances (mm)						
0	over 18	over 30	over 50	over 80	over 120	over 180	over 250	
to 18	to 30	to 50	to 80	to 120	to 180	to 250	to 320	
	±0.25	±0.3	±0.35	±0.5	±0.7	±0.9	±1.0	
							±1.2	

APP.	DATE:	PART NO.: F7DEP-5.0-XXP-X	
CHK.	DATE:		
DRW. M.C.M	DATE: 2022.09.23	DARWING TYPE: Customer Drawing	
PROJECTION		UNITS: mm	SCALE: 3.5:1 SHEET/OF: 1/1
		昆山艾尼维尔电子有限公司 KUN SHAN AINEWELL ELECTRONICS CO.,LTD	