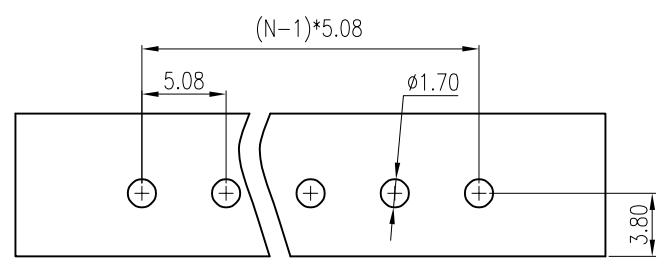
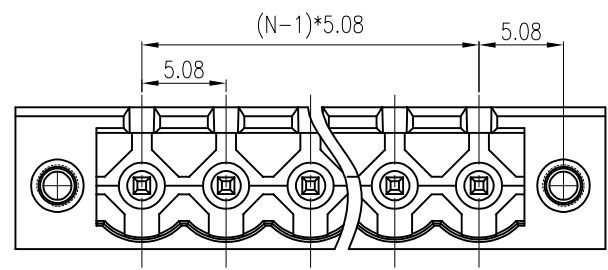
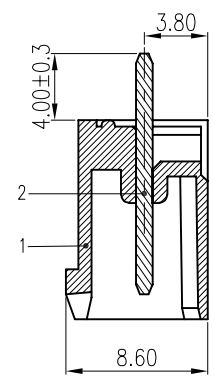
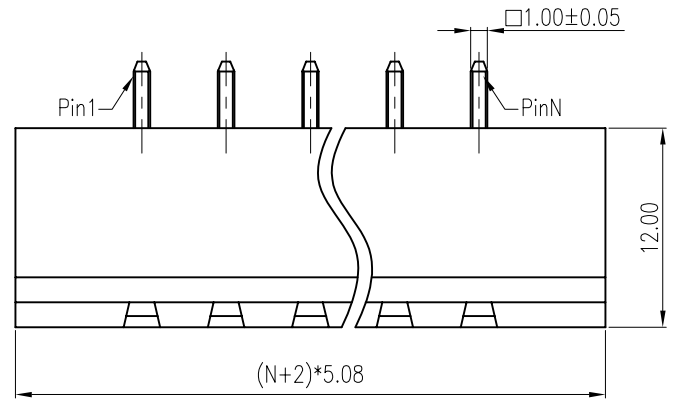


REV	DESCRIPTION	DRW.	DATE
00	初版发行	M.C.N	2022.08.09



PCB LAYOUT

Notes/备注:

- Electrical properties/电气特性  
UL Standard/UL 标准

Use Group/应用组别	B	C	D
Rated Voltage/额定电压 (V)	300	/	300
Rated Current/额定电流 (A)	15	/	10
Withstanding voltage/工频耐电压	AC 1600V/1Min		

IEC Standard/IEC 标准  
Rated Voltage/额定电压 (V): 320  
Rated Current/额定电流 (A): 16

Overvoltage Category/过电压类别 /Pollution Degree/污染等级	II/2	III/2	III/3
Voltage/电压 (V)	630	320	320
Rated Impulse Voltage/冲击耐电压(KV)	4	4	4
- Environmental safety/环境安全  
Operating temperature/工作温度范围(°C): -40~+105  
RoHS compliant/符合RoHS环保要求

Part No./料号说明:

F8A-6-5.08-XXP-X

Poles/P数	Color/颜色
02: 2Poles	1: Brown/棕色 6: Blue/蓝色
03: 3Poles	2: Red/红色 7: Purple/紫色
...	3: Orange/橙色 8: Grey/灰色
24: 24Poles	4: Yellow/黄色 9: White/白色
	5: Green/绿色 A: Black/黑色

3	NUT 螺母	Copper Alloy	/
2	PIN HEADER 焊针	Copper Alloy	Sn Plated
1	HOUSING 主体	PA66	UL94 V-0
ITEM	NAME OF PART	MATERIAL	NOTES

APP.	DATE:	PART NO.:
CHK.	DATE:	F8A-6-5.08-XXP-X
DRW. M.C.N	DATE: 2022.08.09	DARWING TYPE: Customer Drawing
PROJECTION		UNITS: mm SCALE: 3:1 SHEET/OF: 1/1

**AINEWELL** 昆山艾尼维尔电子有限公司  
KUN SHAN AINEWELL ELECTRONICS CO.,LTD

Nominal dimension		Tolerances (mm)						
0	over 18	over 30	over 50	over 80	over 120	over 180	over 250	
to 18	to 30	to 50	to 80	to 120	to 180	to 250	to 320	
	±0.25	±0.3	±0.35	±0.5	±0.7	±0.9	±1.0 ±1.2	