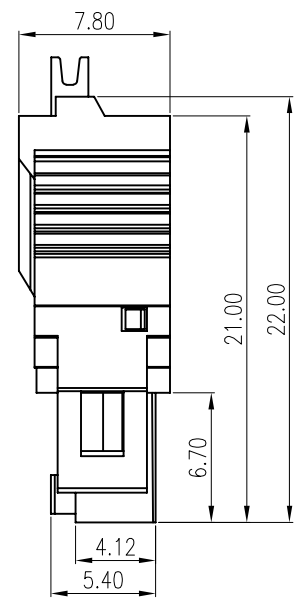
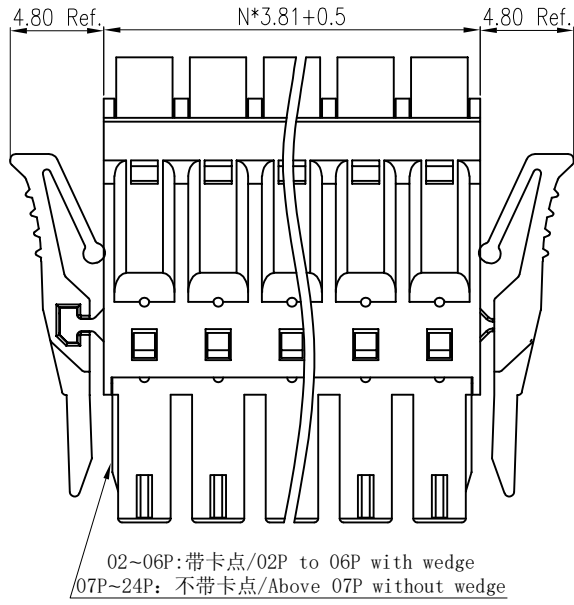
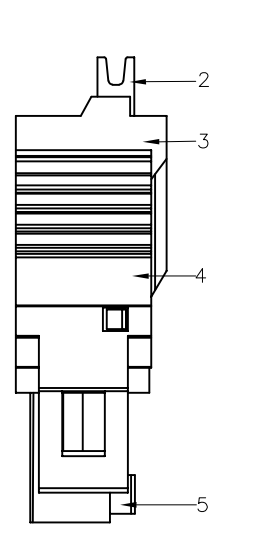
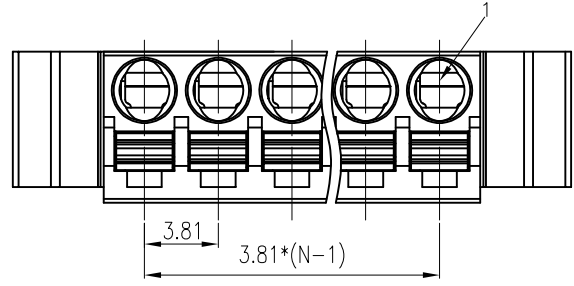


REV	DESCRIPTION	DRW.	DATE
00	初版发行	C.W	2022.06.10



02~06P: 带卡点/02P to 06P with wedge
07P~24P: 不带卡点/Above 07P without wedge

Notes/备注:

1. Electrical properties/电气特性
UL Standard/UL 标准

Use Group/应用组别	B	C	D
Rated Voltage/额定电压 (V)	300	/	/
Rated Current/额定电流 (A)	8	/	/
Withstanding voltage/工频耐电压	AC 1600V/1Min		

IEC Standard/IEC 标准

Rated Voltage/额定电压 (V): 320
Rated Current/额定电流 (A): 8

Overvoltage Category/过电压类别 /Pollution Degree/污染等级	II/2	III/2	III/3
Voltage/电压 (V)	320	160	160
Rated Impulse Voltage/冲击耐电压(KV)	2.5	2.5	2.5

2. Connection data/连接数据

Wire range/线径范围(AWG/mm²): 24~16/0.2~1.5
Stripping length/剥线长度(mm): 9~10

3. Environmental safety/环境安全

Operating temperature/工作温度范围(°C): -40~+105
RoHS compliant/符合RoHS环保要求

5	COVER 盖板	PA66	UL94 V-0
4	HANDLE 把手	PA66	/
3	HOUSING 主体	PA66	UL94 V-0
2	BUTTON 按钮	POM	UL94 V-0
1	CLAMP 夹片	Copper Alloy	Sn Plated
ITEM	NAME OF PART	MATERIAL	NOTES

Part No./料号说明:

F7EMG-3.81-XXP-X

Poles/P数
02: 2Poles
03: 3Poles
...
24: 24Poles

Color/颜色
1: Brown/棕色
2: Red/红色
3: Orange/橙色
4: Yellow/黄色
5: Green/绿色
6: Blue/蓝色
7: Purple/紫色
8: Grey/灰色
9: White/白色
A: Black/黑色

Nominal dimension		Tolerances (mm)						
0	over 18	over 30	over 50	over 80	over 120	over 180	over 250	
to 18	to 30	to 50	to 80	to 120	to 180	to 250	to 320	
	±0.25	±0.3	±0.35	±0.5	±0.7	±0.9	±1.0	

APP.	DATE:	PART NO.: F7EMG-3.81-XXP-X	
CHK.	DATE:	DARWING TYPE: Customer Drawing	
DRW. C.W	DATE: 2022.06.10	UNITS: mm	SCALE: 3.5:1 SHEET/OF: 1/1
PROJECTION			
		昆山艾尼维尔电子有限公司 KUN SHAN AINEWELL ELECTRONICS CO.,LTD	